

## Minimum Required Safety Equipment

August 17, 2021

Canoes, Kayaks, Rowboats and Rowing Shells (not over 6m in length)

*Small Vessel Regulation* (refer to official regulations for complete and up to date information)



### Personal Lifesaving Appliances

One Canadian-approved personal flotation device or lifejacket of appropriate size for each person on board. These must be worn on a guided excursion.



One buoyant heaving line of not less than 15 m in length.



During a guided excursion when on class 3 or above waters, a helmet of an appropriate size must be worn.



### Vessel Safety Equipment

One bailer - bailers must hold at least 750 ml, have an opening of at least 65 cm<sup>2</sup> (10 in<sup>2</sup>) and be made of plastic or metal, or one manual water pump fitted with or accompanied by sufficient hose to enable a person using the pump to pump water from the bilge of the vessel over the side of the vessel.



### Navigation Equipment & Visual Signals

A sound-signaling device such as a pealess whistle.

One magnetic compass - Canoes or Kayaks less than 8m in length and within sight of navigation marks do not require a compass.



Navigation lights that meet the applicable standards set out in the *Collision Regulations* – a waterproof flash light is suitable in a canoe or kayak if operated after sunset and before sunrise or in periods of restricted visibility



### First Aid

Instructors, Guides, and Leaders on excursions or with passengers are required to carry: A First Aid Kit (meeting regulations) packed in a water proof container. If water is less than 15°C then equipment or procedures must be in place to protect participants from hypothermia or cold shock.



### Other

Instructors, Guides, and Leaders on excursions or with passengers must provide a float plan and the number of participants to a designated person on shore. A safety briefing must be conducted at the start of a course or outing providing an overview safety and emergency procedures. Equipment not in use must be secured.

### Missing something? (fines):

PFD – \$200, heaving line – \$200, bailer or manual water pump – \$200, sound signaling device – \$200, navigation lights – \$200

Small Vessel Regulation: <http://laws-lois.justice.gc.ca/eng/regulations/SOR-2010-91/>

Contraventions Regulations (Part II), Small Vessel Regulations: <http://laws.justice.gc.ca/eng/regulations/SOR-96-313/page-4.html>

### Related Reading:

Path of the Paddle, Bill Mason & Paul Mason,  
Key Porter Books, 1999

Paddle your own Canoe, Gary & Joanie McGuffin,  
Boston Mills Press, 2003

Canoeing The Essential Skills and Safety, Andrew  
Westwood, Heliconia Press, 2007

The Happy Camper: The Essential Guide to Life  
Outdoors, Kevin Callan, Firefly Books,  
2012

### WWW:

Paddle Manitoba: <http://www.paddle.mb.ca/>

Paddle Canada: <http://www.paddlecanada.com>

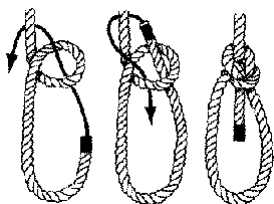
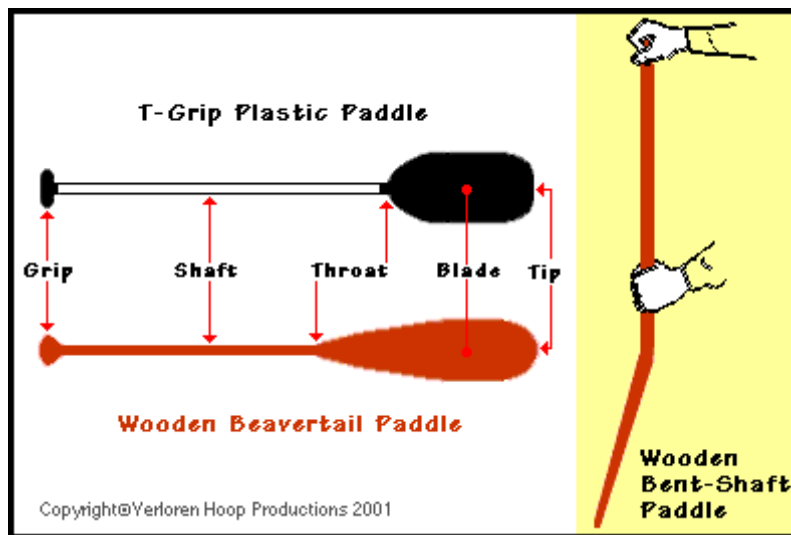
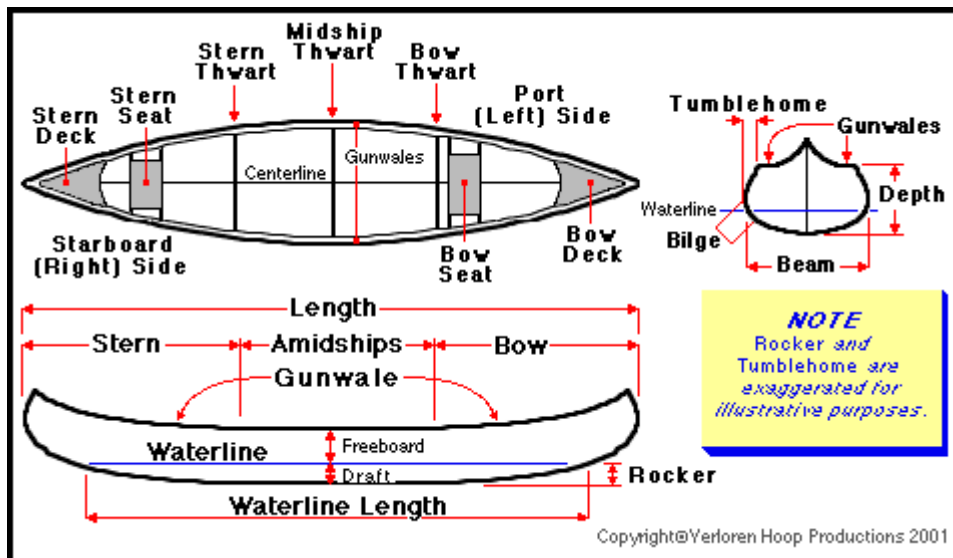
### Transport Canada Safe Boating Guide:

[https://tc.canada.ca/sites/default/files/migrated/tp\\_511e.pdf](https://tc.canada.ca/sites/default/files/migrated/tp_511e.pdf)

**Eclectic Canoe Info:** [http://home.cc.umanitoba.ca/~burchil/pm\\_canoe/index.html](http://home.cc.umanitoba.ca/~burchil/pm_canoe/index.html)

*The Beginners Guide to Canoe & Kayak Paddling* PaddleDog Nation.

[https://troop353.files.wordpress.com/2008/06/beginnersguideto-canoing\\_amer-canoie-assoc.pdf](https://troop353.files.wordpress.com/2008/06/beginnersguideto-canoing_amer-canoie-assoc.pdf)

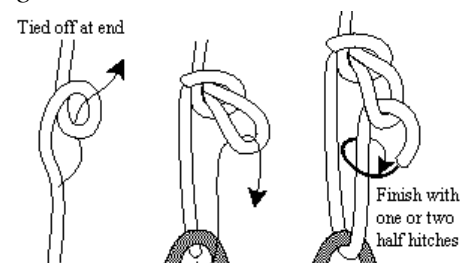


### The Bowline Knot.

The bowline is one of the most used loop knots. The Bowline is best for forming a loop or eye, it doesn't jam and it's easy to undo if not under load. Some people find the bowline easier learn by saying "*the rabbit comes out of its hole, round the tree and back down the hole again*".

### Truckers Hitch or Cinch Knot

Use the Truckers Hitch for tying the boat down to your roof rack on the car. The loop gives you a 2 to 1 mechanical advantage in tightening the rope. It also gives you the advantage of pulling down with your weight as you pull.



**Remember!** Wear a lifejacket or PFD, File a plan, Be honest, Know the water, Go in a group, Carry proper equipment, Carry first aid (and know how to use), Don't overload, Balance your boat (Stay low Stay steady), Stay out of flood waters, Stay out of cold water, Stay warm (Hypothermia), Hot weather stay cool (Hyperthermia), Know the weather, Know your partners, Watch the wind, Watch current, Don't Drink and Boat, Watch for obstacles, Time of day (don't paddle at night), Respect Others, Know the rules/regulations.