

MID-TERM EXAMINATION

1 p.m. to 2:15 p.m. Tuesday, October 15, 2019

Answer any combination of questions totalling to exactly 100 points. If you answer questions totalling more than 100 points, answers will be discarded at random until the total points equal 100. There are 13 questions to choose from, totaling 120 points. This exam is worth 20% of the final grade.

Hand in these question sheets along with your exam book.

---

Ways to write a readable and concise answer:

- i. Just answer the question. Save time by specifically addressing what is asked. Don't give irrelevant background if it doesn't contribute to the question that was asked.
  - ii. Avoid stream of consciousness. Plan your answer by organizing your key points, and then write a concise, coherent answer. Make your point once, clearly, rather than repeating the same thing several times with no new information.
  - iii. Point form, diagrams, tables, bar graphs, figures are welcome. Often they get the point across more clearly than a long paragraph.
  - iv. Your writing must be legible. If I can't read it, I can't give you any credit.
- 

1. (10 points) In multicellular organisms, some cells such as epidermal cells in skin, divide on a regular basis, particularly in response to tissue damage. Other cell types such as neural cells have highly specialized structure and function, and undergo very little cell division. Instead, they carry out their functions, some times for many years. In which types of cells would you expect to see G1, and in which would you expect to see G0. Explain your reasoning.

2. (10 points) Most crops are propagated through sexual crosses. Bananas are an example of a crop that is propagated asexually by planting cuttings from mature plants. This is necessary because commercial banana varieties employ female sterility to give seedless fruit. How would genetic diversity in populations of vegetatively propagated crops differ from crops that reproduce sexually? What are the two mechanisms in sexual reproduction are absent in vegetative propagation, contributing to these differences in genetic diversity?

3. (10 points) Carnoy's solution (glacial acetic acid:ethanol, 1:3), originally used only as a fixative for various cell types, has been discovered to help treat certain types of tumors. After a tumor is surgically removed, Carnoy's solution is generally applied to the area in case some tumorous cells remain. Explain why Carnoy's solution would be effective in stopping growth of cells. Thinking back to the discussion of pre-treatment and fixation of different types of tissues, what might be some of the potential limitations of this method?

4. (10 points) The table below gives Mitotic cycle time (h) in several plant species. What can you conclude regarding the relationship between mitotic cycle time and the number of chromosomes, or the ploidy level.

Species	2n	Ploidy level	Mitotic cycle (hr.)	Reference
<i>Haplopappus gracilis</i>	4	2x	10.50	Sparvoli et al., 1966
<i>Crepis capillaris</i>	6	2x	10.75	Van't Hof, 1965
<i>Trillium erectum</i>	10	2x	29.00	Van't Hof and Sparrow, 1963
<i>Tradescantia paludosa</i>	12	2x	20.00	Wimber, 1960
<i>Vicia faba</i>	12	2x	13.00	Van't Hof and Sparrow, 1963
<i>Impatiens balsamina</i>	14	2x	8.80	Van't Hof, 1965
<i>Lathyrus angulatus</i>	14	2x	12.25	Evans and Rees, 1971
<i>Lathyrus articularis</i>	14	2x	14.25	Evans and Rees, 1971
<i>Lathyrus hirsutus</i>	14	2x	18.00	Evans and Rees, 1971
<i>Avena strigosa</i>	14	2x	9.80	Yang and Dodson, 1970
<i>Secale cereale</i>	14	2x	12.75	Ayonoadu and Rees, 1968
<i>Allium cepa</i>	16	2x	17.40	Van't Hof, 1965
<i>Allium fistulosum</i>	16	2x	18.80	Van't Hof, 1965
<i>Hyacinthus orientalis</i>	16	2x	24.00	Evans and Rees, 1971
<i>Zea mays</i>	20	2x	10.50	Evans and Rees, 1971
<i>Melandrium album</i>	22	2x	15.50	Choudhun, 1969
<i>Lycopersicon esculentum</i>	24	2x	10.60	Van't Hof, 1965
<i>Tulipa kaufmanniana</i>	24	2x	23.00	Van't Hof and Sparrow, 1963
<i>Avena strigosa</i>	28	4x	9.90	Yang and Dodson, 1970
<i>Pisum sativum</i>	28	4x	12.00	Van't Hof et al., 1960
<i>Triticum durum</i>	28	4x	14.00	Avanzi and Deri, 1969
<i>Allium tuberosum</i>	32	4x	20.60	Van't Hof, 1965
<i>Helianthus annuus</i>	34	2x	9.00	Van't Hof and Sparrow, 1963
<i>Triticum aestivum</i>	42	6x	10.50	Bennett, 1971

Table 3.1 From Singh, R.J. (1993) Plant Cytogenetics CRC Press

5. (10 points) What is the relationship between nuclear DNA content and chromosome number? What is the relationship between nuclear DNA content and meiotic cycle time?

Table 3.3 Duration of meiosis (h) in diploid species

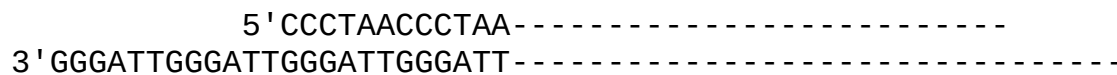
Species	2n	Meiotic cycle (hr.)	DNA per cell (picograms)
<i>Antirrhinum majus</i>	16	24.0	5.5
<i>Haploppapus gracilis</i>	4	36.0	5.5
<i>Secale cereale</i>	14	51.2	28.7
<i>Allium cepa</i>	16	96.0	54.0
<i>Tradescantia paludosa</i>	12	126.0	59.0
<i>Tulbaghia violacea</i>	12	130.0	58.5
<i>Lilium henryi</i>	24	170.0	100.0
<i>Lilium longiflorum</i>	24	192.0	106.0
<i>Trillium erectum</i>	10	274.0	120.0

Note: Results from several authors; data taken at different temperatures, however, provide convincing evidence. From Bennett, M.D. 1971. *Proc. Royal Soc. London Ser. B.*, 178:277-299.

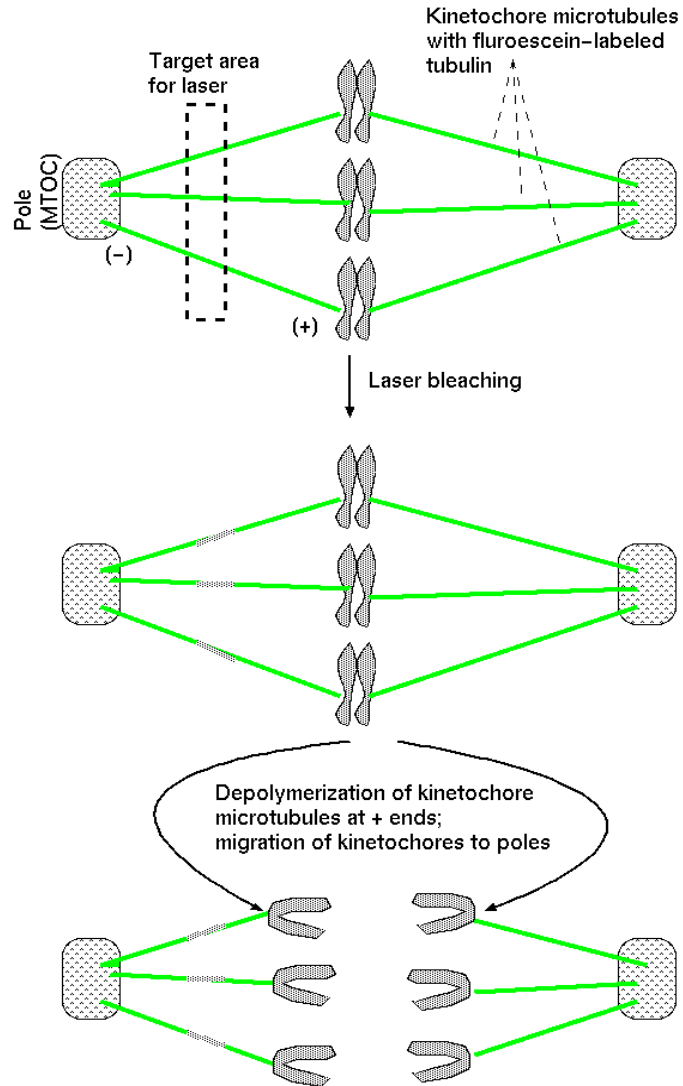
6. (10 points) Given the data listed below, calculate

- the physical length of the DNA in a diploid *Vicia faba* cell
- The ratio between the length of the DNA, and the total length of the chromosomes
  - Combined length of all *Vicia faba* metaphase (root tip) chromosomes: 0.112 mm
  - Vicia faba* diploid genome size: 14.6 pg=  $1.33 \times 10^{10}$  bp
  - 1 helical turn of a DNA duplex = 10 bp = 3.4 nm

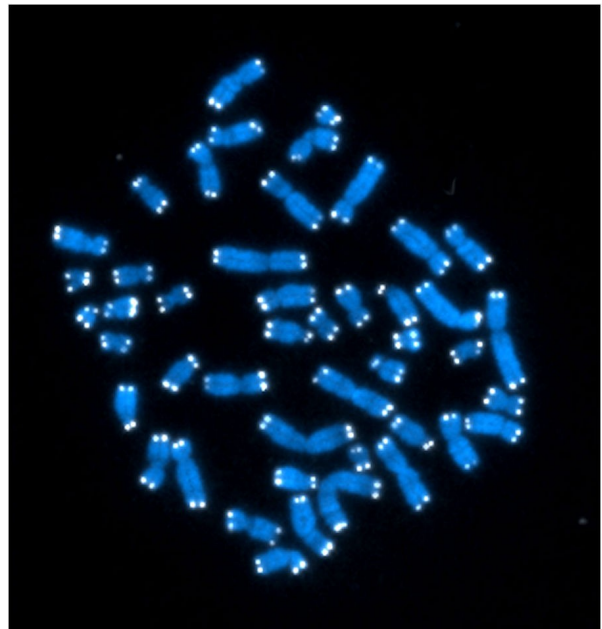
7. (5 points) The following diagram shows the DNA sequence of a human telomere. Write out sequence of the RNA carried by the human telomere terminal transferase. Make sure to label the 5' and 3' ends of the RNA.



8. (10 points) The diagram at right illustrates an experiment whose purpose was to distinguish between 2 alternative hypotheses regarding chromosome migration during anaphase of mitosis. State the two hypotheses. Which one was correct, and what was the observation that led to that conclusion?

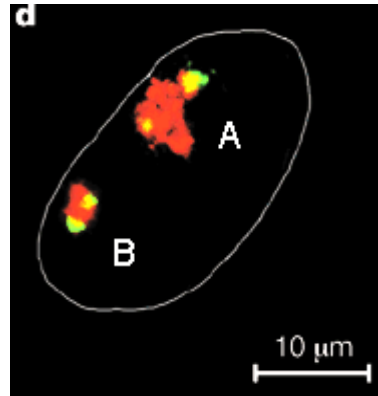


9. (5 points) The image shows a mitotic chromosome spread in which chromosomes were FISH was performed. What was the identity of the FISH probe that was used?



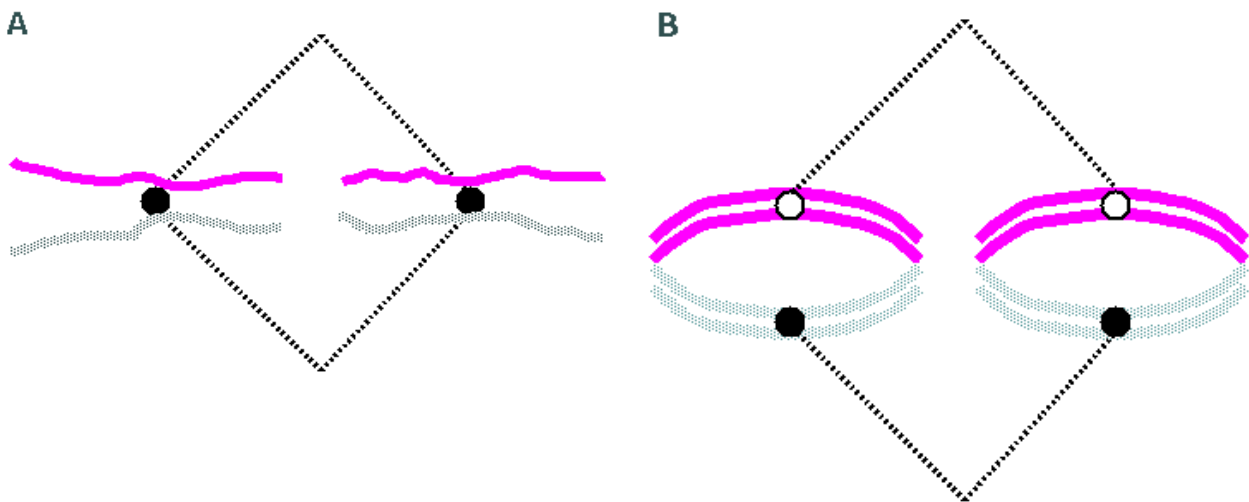
10. (15 points) Suppose you wanted to genetically engineer plants to express a disease resistance gene constitutively, using the 35S promoter. In doing so, you want to eliminate the problem that when genes insert at random chromosomal sites, some sites are favorable to expression of the foreign gene, and others tend to express the gene weakly, or not at all. What is a common mechanism for these site-specific differences in expression? Draw a simple map of a recombinant construct designed to overcome this problem. Explain how the construct solves the problem.

11. (5 points) The accompanying figure shows two human X chromosomes in the interphase nucleus of a human female, visualized using chromosome painting. In humans, genes on one X chromosome are actively transcribed, while genes on the other are not transcribed. The inactive chromosome is often referred to as a Barr Body. Which chromosome in the picture is active and which is inactive? State your reasons.



12. (5 points) The rye genome has 7 chromosome pairs. Ignoring crossing over, how many distinct gametes can be produced by Mendelian segregation during meiosis?

13. (10 points) One of the diagrams below illustrates meiotic metaphase I, and the other illustrates mitotic metaphase I. Based on what you know about mitosis and meiosis, which one is A, and which one is B? Explain your choice.



14. (5 points) A space-filling model of nucleosome structure is shown below. Each little sphere represents a single atom. This model brings out how perfectly the DNA helix and nucleosome core particle fit together. Histones are probably the most highly conserved proteins known. For example, H4 is 102 aa. long in both pea and cow, with two aa substitutions. H3 is identical between pea and cow at 131 out of 135 positions. Considering nucleosome structure, why does it make sense that very little mutation has been seen in histones, even among widely diverged taxa like plants and animals?

